

ELECTRICALLY OPERATED ROLLER SHUTTER**ARZ Komfort Electro 230**

IMPORTANT INFORMATION	2
DECLARATION OF CONFORMITY	2
CONNECTION DIAGRAM	3
CONTROL	3
RECOMMENDED ACCESSORIES	4
WARRANTY	4



The ARZ Komfort Elektro 230 roller shutter is designed for installation on FAKRO roof windows.
The Elektro 230 accessories are designed to be controlled by a 230V shutter/blind switch or another control system (eg. FAKRO ZWMR230 shutter module).

TECHNICAL SPECIFICATION

Power supply:
230V AC
Power:
120 W
Working temperature:
-20°C to + 85°C
Power cable:
4x0.75mm²

IMPORTANT INFORMATION



CAUTION! Danger of electric shock!

Please read carefully the instructions below before proceeding to product installation so as to prevent electric shock, injury, etc.

It is required to observe the following recommendations when installing electrically operated roller shutter:

- After unpacking, check the roller shutter elements for any signs of mechanical damage.
- Installation should be performed by a qualified person in accordance with manufacturer's instructions.
- Before connecting the roller shutter, make sure that the power voltage corresponds with motor voltage specified on the data plate of the roller shutter.
- Plastic containers used for packing should be stored out of children reach as they may be a potential source of danger.
- The roller shutter should be used according to its intended design. FAKRO shall not be responsible for any consequences being the result of improper roller shutter use.
- Any activities related to cleaning, adjustment or dismantling of the roller shutter should be preceded with disconnecting it from the power supply.
- The roller shutter cannot be washed using solvent-based substances or open stream of water (do not immerse it in water).
- Any repairs of the roller shutter should be carried out by service authorised by the manufacturer.
- The roller shutter is intended for outdoor installation.
- In the event of adverse weather conditions (frost, snow) it may not be possible to operate the roller shutter.
- Use only momentary position shutter switches or building automation controllers for timed operation to control Elektro 230 products.
- Only a qualified professional can connect the product to the electrical power supply.

DECLARATION OF CONFORMITY



FAKRO Sp. z o.o. hereby declares that a type of radio device ARZ Komfort Elektro 230 complies with the RED Directive 2014/53/EU.

The full text of the EU Declaration of Conformity can be found at:

<https://www.fakro.com/ce-declarations/search/>

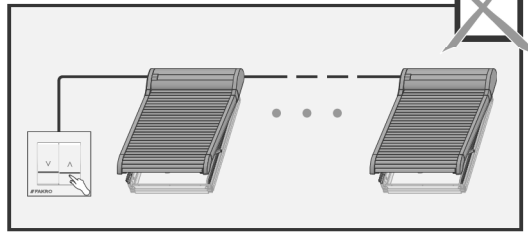
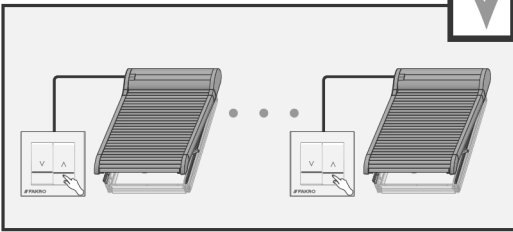
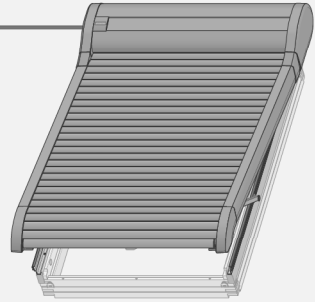
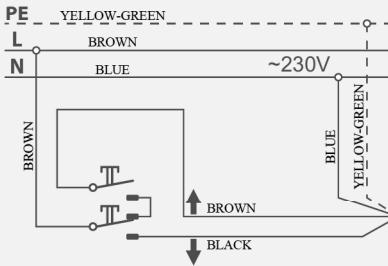


COMPLIANCE WITH THE WEEE DIRECTIVE

Devices marked with this symbol must not be disposed of or thrown away as household waste.

It is the user's responsibility to deliver devices that are worn out to the designated recycling area.

CONNECTION DIAGRAM



NOTE! Only one roller shutter can be connected to the wall switch.



The wall switch must be purchased separately (eg. ZKP, ZKN).

CONTROL



ZKP, ZKN



Hold DOWN button
to close.



ZKP, ZKN



Hold DOWN button
to close.

RECOMMENDED ACCESSORIES




ZWMR230



ZTMR230



DZU



The roller shutter's functionality can be enhanced by using ZTMR230, ZWMR230 or DZU modules. These modules enable operation via controllers or smartphones.

WARRANTY



PL

<https://www.fakro.pl/servis/gwarancja/>



GB

<https://www.fakro.com/service/customer-service/>

Producent:

FAKRO Sp. z o.o.

ul. Węgierska 144A, 33-300 Nowy Sącz, PL

tel. +48 18 4440444, fax +48 18 4440333

www.fakro.com

Warranty details:

Product _____

Model _____

Serial number _____

Seller _____

Address _____

Purchase date _____

Invoice no. _____

Signature (stamp) of person installing a device