




TECHNICAL SPECIFICATION

BDL, BDR, BVP, BXP

L-SHAPED COMBINATION WINDOWS
TILT AND TURN, TURN, NON-OPENING

WINDOW TYPE	BD_	BVP	BXP
			
I. APPLICATION			
Installation	installation in a knee wall, installation angle 15-55°		
II. FEATURES			
Material	pinewood, vacuum impregnated		
Lacquer	acrylic natural colour		
Varnishing	twice		
Air inlet type	-		
Seals	two		
Handle	Elegant	-	
Warranty	10 years for windows, 20 years for glazing unit		
III. TECHNICAL PARAMETERS			
Air permeability class	3 as per EN 12207		
Wind load resistance	class C3/B3* as per EN 12210		
Watertightness – unshielded (A)	class 9A as per EN 12208		
Applicability of glazing units	R1, P2, P5, G2		

WINDOW TYPE	BD_	BVP	BXP
IV. OPTIONS			
Wooden profiles	<ul style="list-style-type: none"> - painted in colours of RAL spectrum - painted in one of five Lazure colours - coated with polyurethane lacquer (white) - in mahogany woodwork 		
Cladding	<ul style="list-style-type: none"> - painted in colours of RAL spectrum - cladding elements made of different types of sheet metal (CU, TC) 		
	<ul style="list-style-type: none"> - non-standard size and shape of the window [cm] a (width)=55-114, b (height)=60-137 - window with black mullion bar and cladding 		
V. ADDITIONAL PRODUCTS TO BE USED			
Flashings	<ul style="list-style-type: none"> - special for L-shaped combination windows, - combination 		
Control	- manual		
Mounting accessories	- XDS flashing		
Internal accessories	<ul style="list-style-type: none"> - ARS standard roller blind - AJP venetian blind - APS pleated blind - APF pleated blind 		

VII. TECHNICAL PARAMETERS FOR WINDOWS WITH PARTICULAR GLAZING UNIT TYPES				
Technical parameters	Glazing unit type			
	R1	P2**	P5	G2
Glazing structure	6H-12-33.2SRT	4H-14-33.2T	4HS-10-4HT-8-33.2T	4H-14-33.1
glazing U-value as per EN 673	1.0 W/m²K	1.1 W/m²K	0.5 W/m²K	1.1 W/m²K
window U-value as per EN ISO 12567-1	1.3 W/m²K	1.3 W/m²K	0.88 W/m²K	1.3 W/m²K
acoustic insulation Rw as per EN ISO 717-1	41(-2;-6)	37(-2;-5)	38(-2;-5)	37(-2;-5)
light transmittance factor τ _v as per EN 410	0.75	0.75	0.63	0.40
solar factor g as per EN 410	0.51	0.52	0.48	0.24
UV radiation as per EN 410	0.01	0.01	0.01	0.01
frame thermal insulation U _f as per EN ISO 10077-1. EN ISO 10077-2	npd	1.25 W/m²K	1.24 W/m²K	1.25 W/m²K
thermal insulation of frame and glazing connection Ψ as per EN ISO 10077-1. EN ISO 10077-2	npd	0.060 W/mK	0.066 W/mK	0.060 W/mK

* for the window width > 114 cm and height > 140 cm: npd
 ** applies to BD_, BVP, BXP windows
 npd – no performance determined

VI. TECHNICAL PARAMETERS FOR WINDOWS IN PARTICULAR SIZES													
frame external size [cm]	78x60	78x75	78x95	78x115	78x137	94x60	94x75	94x95	94x115	114x60	114x75	114x95	114x115
window size symbol	33	81	82	83	84	34	85	86	87	35	89	90	91
window internal area [m²]	0.32	0.42	0.56	0.69	0.84	0.40	0.52	0.69	0.85	0.50	0.65	0.85	1.06
effective glazing area [m²]	0.25	0.33	0.45	0.57	0.71	0.31	0.42	0.58	0.73	0.40	0.53	0.73	0.92
BD_ window weight for P2 glazing unit [kg]±1kg	19	22	29	31	37	-	25	30	37	-	-	36	41
BVP window weight for P2 glazing unit [kg]±1kg	17	22	28	30	36	22	24	31	36	25	30	35	44
BXP window weight for L3 glazing unit [kg]±1kg	17	21	24	29	35	19	23	30	36	23	29	35	41



TECHNICAL SPECIFICATION

FTP/D, FTU/D WOODEN PIVOT WINDOWS FOR COMBINATIONS



WINDOW TYPE	FTP/D	FTU/D
I. APPLICATION		
Installation	Installation angle 15°-90° universal installation system on rafters and battens	
II. FEATURES		
Material	pinewood, vacuum impregnated	
Lacquer	acrylic natural colour	polyurethane white NCS S0502-Y
Varnishing	twice	triple
Air inlet type	-	
System	top Safe	
Seals	fuor	
Micro-opening facility	+	
Handle	Elegant	
Warranty	10 years for windows, 20 years for glazing unit	
III. TECHNICAL PARAMETERS		
Air permeability class	4 as per EN 12207	
Wind load resistance	class C5* as per EN 12210	
Watertightness – unshielded (A)	E900 as per EN 12208	
Impact resistance	class 3 (450mm) as per EN 13049	
Applicability of glazing units	P2, P5, R1, G61	

Window equipped with ZBB opening restrictor

WINDOW TYPE	FTP/D	FTU/D
IV. OPTIONS		
Wooden profiles for FTP/D	- painted in colours of RAL spectrum - painted in one of five Lazure colours - in mahogany woodwork	
Cladding	- painted in colours of RAL spectrum - cladding elements made of different types of sheet metal (CU, TC) - window with black mullion bar and cladding - window version with air inlet is possible	
V. ADDITIONAL PRODUCTS TO BE USED		
Flashings	- special, - combination	
Control	- manual - electric	
Mounting accessories	- insulation sets - linings - auxiliary rafters - insulating band - frame extensions	
External accessories	- awning blind - roller shutter	
Internal accessories	- ARF blackout blind - ARP roller blind - ARS standard roller blind - AJP venetian blind - APS pleated blind - APF pleated blind - AMS insect screen	

VII. TECHNICAL PARAMETERS FOR WINDOWS WITH PARTICULAR GLAZING UNIT TYPES	
Technical parameters	Glazing unit type P2
Glazing structure	4H-15-33.2T
glazing U-value as per EN 673	1.0 W/m²K
window U-value as per EN ISO 12567-2	1.3 W/m²K
acoustic insulation Rw as per EN ISO 717-1	36 (-1;-4)
light transmittance factor τ _v as per EN 410	0.75
solar factor g as per EN 410	0.52
UV radiation as per EN 410	0.01
frame thermal insulation U _f as per EN ISO 10077-1, EN ISO 10077-2	npd
thermal insulation of frame and glazing connection Ψ as per EN ISO 10077-1, EN ISO 10077-2	npd

* for the window width > 114 cm and height > 140 cm: npd
npd – no performance determined

VI. TECHNICAL PARAMETERS FOR WINDOWS IN PARTICULAR SIZES								
frame external size [cm]	78x78	94x78	114x78	134x78	78x60	94x60	114x60	134x60
window size symbol	23	24	25	26	33	34	35	36
window internal area [m²]	0.48	0.59	0.73	0.86	0.35	0.43	0.54	0.64
effective glazing area [m²]	0.35	0.45	0.57	0.68	0.25	0.31	0.39	0.48
window weight for P2 glazing unit [kg]±1kg	29	32	36	41	26	30	35	39





TECHNICAL SPECIFICATION

FXP, FXU

WOODEN NON-OPENING WINDOWS FOR COMBINATIONS



WINDOW TYPE	FXP	FXU
		
I. APPLICATION		
Installation	Installation angle 15°-90° universal installation system	
II. FEATURES		
Material	pinewood, vacuum impregnated	
Lacquer	acrylic natural colour	polyurethane white NCS S0502-Y
Varnishing	twice	triple
Air inlet type	-	
System	top Safe	
Seals	four	
Micro-opening facility	-	
Handle	-	
Warranty	10 years for windows, 20 years for glazing unit	
III. TECHNICAL PARAMETERS		
Air permeability class	4 as per EN 12207	
Wind load resistance	class C5* as per EN 12210	
Watertightness – unshielded (A)	E900 as per EN 12208	
Impact resistance	class 3 (450mm) as per EN 13049	
Applicability of glazing units	P2, P5, R1, G2, G61	

WINDOW TYPE	FXP	FXU
IV. OPTIONS		
Wooden profiles for FXP	<ul style="list-style-type: none"> - painted in colours of RAL spectrum - painted in one of five Lazure colours - in mahogany woodwork 	
Cladding	<ul style="list-style-type: none"> - painted in colours of RAL spectrum - cladding elements made of different types of sheet metal (CU, TC) - window with black mullion bar and cladding 	
V. ADDITIONAL PRODUCTS TO BE USED		
Flashings	<ul style="list-style-type: none"> - special, - combination 	
Mounting accessories	<ul style="list-style-type: none"> - insulation sets - linings - auxiliary rafters - insulating band - frame extensions 	
External accessories	<ul style="list-style-type: none"> - awning blind - roller shutter 	
Internal accessories	<ul style="list-style-type: none"> - ARF blackout blind - ARP roller blind - ARS standard roller blind - AJP venetian blind - APS pleated blind - APF pleated blind - AMS insect screen 	

VII. TECHNICAL PARAMETERS FOR WINDOWS WITH PARTICULAR GLAZING UNIT TYPES		
Technical parameters	Glazing unit type	
	P2	P5
Glazing structure	4H-15-33.2T	4HS-10-4HT-8-33.2T
glazing U-value as per EN 673	1.0 W/m²K	0.5 W/m²K
window U-value as per EN ISO 12567-2	1.3 W/m²K	0.97 W/m²K
acoustic insulation Rw as per EN ISO 717-1	37(-2;-5)	37(-2;-5)
light transmittance factor τ _v as per EN 410	0.75	0.68
solar factor g as per EN 410	0.52	0.48
UV radiation as per EN 410	0.01	0.01
frame thermal insulation U _f as per EN ISO 10077-1, EN ISO 10077-2	1.52 W/m²K	npd
thermal insulation of frame and glazing connection Ψ as per EN ISO 10077-1, EN ISO 10077-2	0.069 W/mK	npd

* for the window width > 114 cm and height > 140 cm: npd
npd – no performance determined

VI. TECHNICAL PARAMETERS FOR WINDOWS IN PARTICULAR SIZES												
frame external size [cm]	77x88	78x92	78x95	94x88	94x92	94x95	114x88	114x92	114x95	134x88	134x92	134x95
window size symbol	CS	CT	CU	DS	DT	DU	ES	ET	EU	FS	FT	FU
window internal area [m²]	0.56	0.58	0.60	0.68	0.72	0.74	0.84	0.89	0.91	1.01	1.06	1.09
effective glazing area [m²]	0.41	0.44	0.45	0.52	0.55	0.57	0.66	0.7	0.73	0.80	0.85	0.88
window weight for P2 glazing unit [kg]±1kg	22.6	23.4	24.2	26.1	27	27.8	30.2	32	32.8	34.6	36.3	37.1



TECHNICAL SPECIFICATION

FAP, FBP

WOODEN WINDOWS FOR COMBINATIONS,
NON-OPENING TOP WINDOWS

WINDOW TYPE	FAP	FBP
I. APPLICATION		
Installation	Installation angle 20°-90° flashing integrated with top window	
II. FEATURES		
Material	pinewood, vacuum impregnated	
Lacquer	acrylic, natural colour	
Varnishing	twice	
Air inlet type	-	
System	-	
Seals	one	
Micro-opening facility	-	
Handle	-	
Warranty	10 years for windows, 20 years for glazing unit	
III. TECHNICAL PARAMETERS		
Air permeability class	4 as per EN 12207	
Wind load resistance	class C5* as per EN 12210	
Watertightness – unshielded (A)	E900 as per EN 12208	
Impact resistance	class 3 (450mm) as per EN 13049	
Applicability of glazing units	Z6, P2	

WINDOW TYPE	FAP	FBP
IV. OPTIONS		
Wooden profiles	- painted in colours of RAL spectrum - painted in one of five Lazure colours	
Cladding	- painted in colours of RAL spectrum - cladding elements made of different types of sheet metal (CU, TC)	
V. ADDITIONAL PRODUCTS TO BE USED		
Flashings	- flashing integrated with top window	
Mounting accessories	- insulation sets	

VII. TECHNICAL PARAMETERS FOR WINDOWS WITH PARTICULAR GLAZING UNIT TYPES	
Technical parameters	Glazing unit type
	Z6
Glazing structure	4H-16-4HT
glazing U-value as per EN 673	1.1 W/m²K
window U-value as per EN ISO 12567-2	1.3 W/m²K
acoustic insulation Rw as per EN ISO 717-1	33(-1;-5)
light transmittance factor τ_v as per EN 410	0.81
solar factor g as per EN 410	0.64
UV radiation as per EN 410	0.43
frame thermal insulation Uf* as per EN ISO 10077-1, EN ISO 10077-2	npd
thermal insulation of frame and glazing connection Ψ^* as per EN ISO 10077-1, EN ISO 10077-2	npd

* for the window width > 114 cm and height > 140 cm: npd
npd – no performance determined

VI. TECHNICAL PARAMETERS FOR WINDOWS IN PARTICULAR SIZES								
frame external dimensions [cm]	78x67	94x81	114x99	134x116	78x57	94x57	114x57	134x57
window size symbol	23	24	25	26	33	34	35	36
window weight for Z6 glazing unit [kg]±1kg	25	30	35	40	20	25	30	35

